

Combi Control

Quick start guide

7 Enjoy!



PS! Also see:
the app tutorial clip
the product clip
the setup clip

The tutorials can be accessed on our homepage www.combicontrol.net and in the Help section of the app.

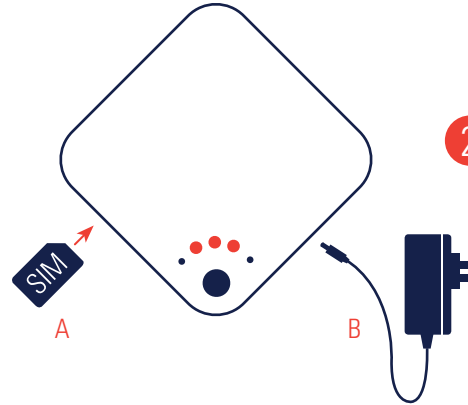


1 Buy yourself a SIM card and disable its PIN using your mobile phone.

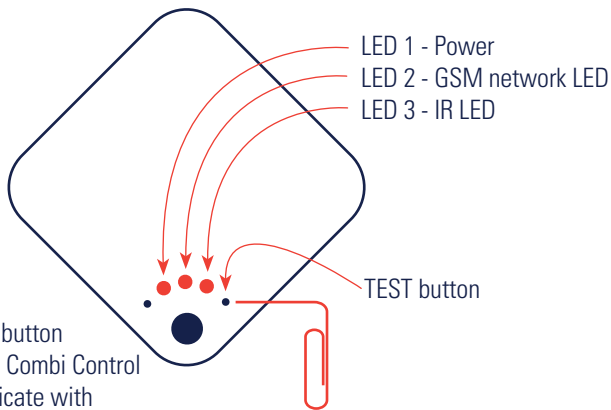
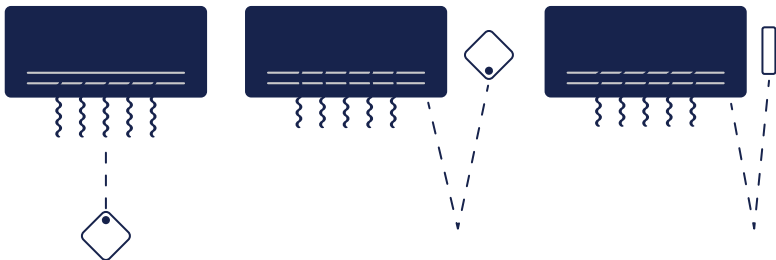


2 A Insert the SIM to Combi Control.

B Use the power adapter to connect Combi Control to a wall outlet.



3 Find a suitable place for Combi Control.



4 Use the Test button to make sure Combi Control can communicate with the heat pump. If there is no communication, repeat steps 2 - 4

5 Download the Combi Control application for your smartphone from App Store or Google Play.



6 If you use a regular mobile phone, see the Combi Control manual for the commands and cut out the most frequent commands for reference. Adjust the heat pump according to your preferences.

